



**CATEMA Registration Students**



Go to: [www.texomatechprep.org](http://www.texomatechprep.org) and then click CATEMA

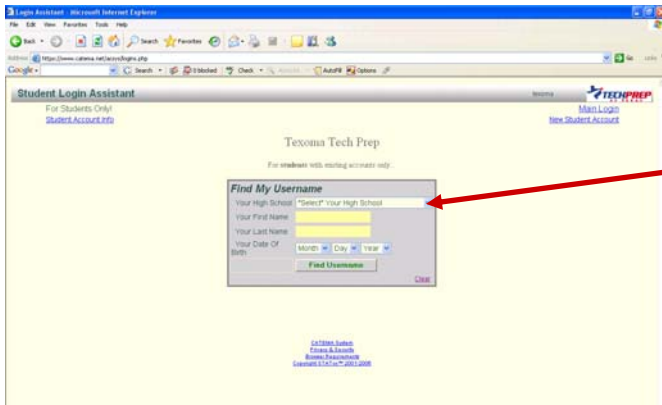
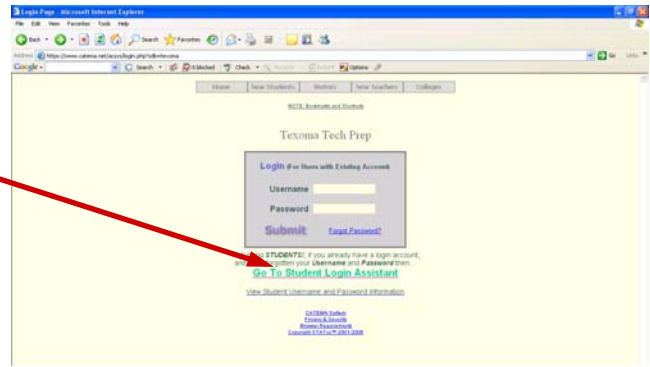
**Step One:**

Go to one of the following websites

<i>Grayson County College</i>	<i>North Central Texas College</i>
Go to: <a href="http://www.grayson.edu">www.grayson.edu</a>	Go to: <a href="http://www.nctc.edu">www.nctc.edu</a>
Click: College Resources, then Tech Prep	Click: Tech Prep link (bottom left-hand side of page)
Click: CATEMA	Click: CATEMA

**Step Two:**

Click "Go To Student Login Assistant"



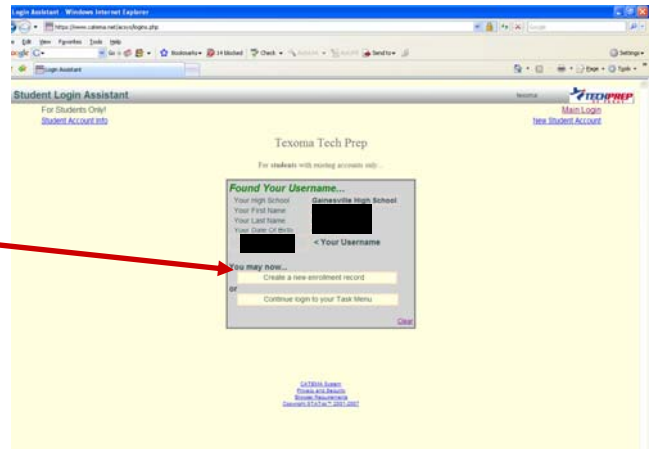
**Step Three:**

Select *Your School*  
Enter *Student's First Name* and *Date of Birth*  
Click "Find Username"

**Step Four A:**

If your account is found, click "Create a New Enrollment Record"

*\*If not go to step Four B*

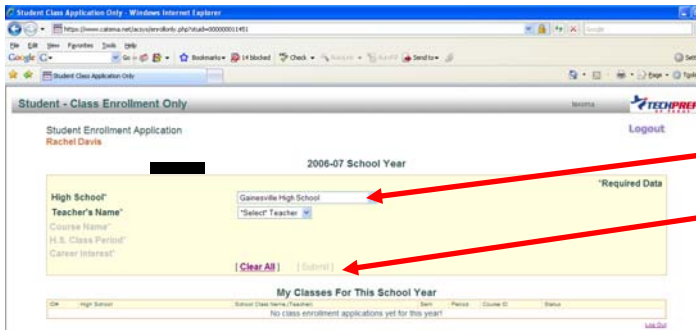
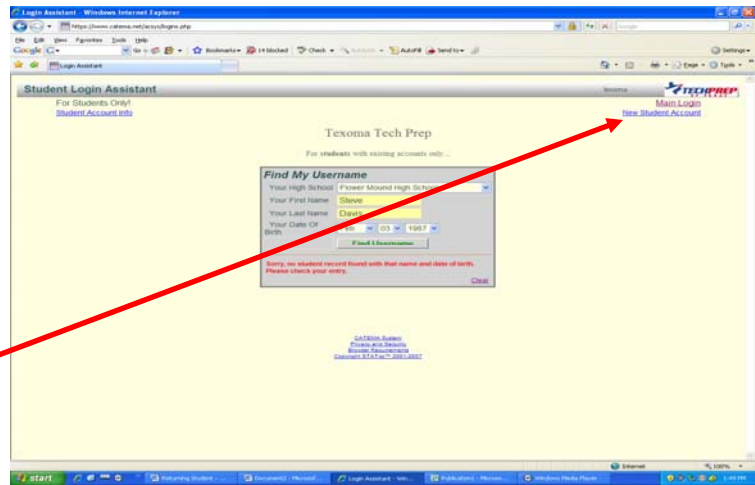


Problems? [contact@texomatechprep.org](mailto:contact@texomatechprep.org)

**Step Four B:** If you receive the Message:

**Sorry, no student record found with that name and date of birth. Please check your entry.**

Click on **“New Student Account”**  
And enter your information



**Step Five:** Enter your information by using the drop menus

Click: **“Submit”**

**Step Six:**

Click: **“Logout”**

